


These Picture Cards accompany the instructional dialogue found in the **Lowercase t** intervention lesson—part of the Phonemic Awareness Intervention Resource™ (PAIR™)

**Instructions:** Before use—cut apart each of the 10 Picture Cards.







Copyright © 2023, 95 Percent Group LLC. All rights reserved.




Copyright © 2023, 95 Percent Group LLC. All rights reserved.



Copyright © 2023, 95 Percent Group LLC. All rights reserved.



Copyright © 2023, 95 Percent Group LLC. All rights reserved.




Copyright © 2023, 95 Percent Group LLC. All rights reserved.



Copyright © 2023, 95 Percent Group LLC. All rights reserved.



Copyright © 2023, 95 Percent Group LLC. All rights reserved.




Copyright © 2023, 95 Percent Group LLC. All rights reserved.

# Product Trial\_Phonemic Awareness Suite™ | Teacher & Student Blue Chips

These manipulatives accompany the instructional dialogue found in **PA4 Chips** and **PA4 Letters** intervention lessons—part of the Phonemic Awareness Intervention Resource™ (PAIR™)

**Instructions:** Before use—cut into circles around each round chip. OR Cut into squares along the gray grid lines.



**Product Trial\_Phonemic Awareness Suite™ | Kid Lips Card (/t/) & Sound-Spelling Card (Tt)**  
The Kids Lips Card and the Sound-Spelling Card accompany the instructional dialogue found in the **Lowercase t** and **Uppercase T** intervention lessons—part of the Phonemic Awareness Intervention Resource™ (PAIR™)

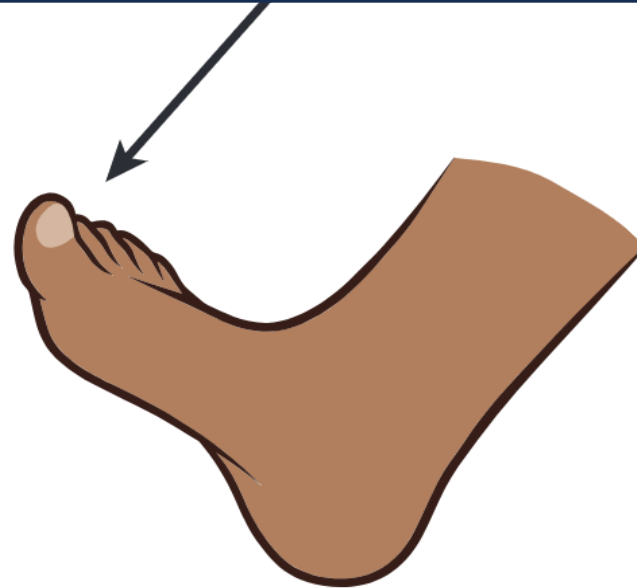
**Instructions:** Cut the 2 cards apart, along the dotted lines, prior to facilitating the lessons.

Kid Lips Card



**/t/ /d/**

Sound-Spelling Card



**T t**